

# Modena 100 ore

## Mugello 10.10.2024

### Free Practice - Heat 2

## Classification

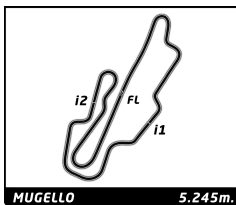
No Drivers	Team	Car	Cl.	Time	Lap Total	Gap	Kph
1 25 C. PIERRE / V. BREYNAT	CMR	Ferrari 308 GTB Michelotto	GTS37W				
2 26 P. BRUEHWILER / S. BRUEHWILER		Ferrari 308 GTB Michelotto	GTS37		1		
3 27 D. ATCHERLEY / R. POOLE	Retro Rally Group	Ferrari 308 GTB Michelotto	GTS37		2		
4 28 J. OLIVEIRA / V. ROSARIO		Ferrari 308 GTB Michelotto	GTS37		3		
5 29 J. CROSSLAND / L. DITCHBURN	GTO Engineering	Ferrari 308 GTB	GTS42		3		
6 30 G. VERHOFSTADT / L. DE MEEUS		Ferrari 308 GTB	GTS37		2		
7 31 K. ROSENBERGER / N. BLEICHER	Rosenberger Classics	Porsche 911 SC	GTS37		3		
8 32 R. BRUNORI / M. TORLASCO		Porsche 911 SC	GTS37		3		
9 33 N. MCMAHON / D. REES HEATLEY		Ford MkII Escort RS 1800	GTS36		3		
10 34 S. JOCHER / M. JOCHER	Jocher Racing	Opel Ascona 400 Contrero	GTS36		3		
11 35 F. LIBERATORE / M. AMBROGI	Scuderia del Grifone	Alfa Romeo Alfetta GT 6 2500	TC34		3		
12 36 G. JANSSENS / C. JANSSENS	Trafiraod Rallyteam	Porsche 911 Carrera RS	GTS27		3		
13 37 J. YATES / A. LEE	RYP team	Porsche 911 Carrera RSR	GTS27		3		
14 38 A. ZOLI / G. ROSSINI	Scuderia Nuvolari	Porsche 911 Carrera RSR	GTS27		3		
15 39 P. MARZATICO / F. FERRARI	Scuderia Mirabella Mille Miglia	Porsche 911 Carrera 3.0 RSR	GTS27		3		
16 40 D. GUAGLIARDO / G. CAMPEIS	RO Racing	Porsche 911 Carrera 3.0 RSR	GTS27		3		
17 42 T. KURTH / S. MEIER	Scuderia Carolus Magnus	Porsche 911 SC	GTS32		3		
18 43 G. AUDI / C. DE BUSTROS		Porsche 911 Carrera 3.0 RSR	GTS27		3		
19 44 J. SCHREIBER / A. SCILLA	Pinetti Motorsport	Porsche 911 S	GTS26		2		
20 45 T. MAHMOUD / G. MAHMOUD	Historika	Porsche 911 ST	GTS26		3		
21 46 L. ZAMPAGLIONE / S. MASSIMO	Scuderia Mirabella Mille Miglia	Porsche 930 Turbo	GR.5		2		
22 47 E. MATTIOLI FERRARI / H. ALI KEDIER	Bacchelli & Villa	Lancia Beta 1800 Coup	GTS26				
23 48 P. KADOORIE / D. WELLS		Lancia Stratos HF Gr. 4	GTS26		2		
24 49 C. ONDRAK / M. BORTOLAMI	OKP Alfa Delta Racing Team	Fiat 124 CSA	GTS26		3		
25 50 D. TOMLIN / H. TOMLIN	Raceworks Motorsports	Ford Zakspeed Escort MK2	TC24		3		
26 51 B. GILL / D. DIDCOCK	GTO Engineering	Ford Escort RS 1600	TC24		2		
27 52 I. DALGLISH / G. MCCULLOCH	GTO Engineering	Ford Escort RS 1600	TC24		2		
28 53 K. JONES / L. JONES	GTO Engineering	Ford Escort RS 1600	TC24		2		
29 54 B. WATTS / M. HEWSON	GTO Engineering	Vauxhall Fireza Magnum 2300	TC24		2		
30 55 M. JOHN OF B / . SIBEL	John of B	Ferrari 512M	TSRC18		3		
31 56 P. VANDROMME / F. VIVIER	Classic Evenements	Ford GT40	TSRC51		2		
32 57 T. KERN / G. PIETRO ROSSETTI	Bemani	Shelby Cobra 427 S/C	TSRC51		1		
33 58 M. KAMATA / C. ENZ	OKP Alfa Delta Racing Team	Alfa Romeo 1750 GTAm	TC19		3		
34 59 J. VON MUSCHWITZ / D. VON MUSCHWITZ	OKP Alfa Delta Racing Team	Alfa Romeo 1750 GTAm	TC19		3		
35 60 B. ALLEMANN / U. ALLEMANN		Alfa Romeo 1750 GTAm	TC19		1		
36 61 J. JELGERHUIS SWILDENS / S. JELGERHUIS SWILDENS	Pastorelli Classics	Alfa Romeo 1750 GTAm	TC19		2		
37 62 S. ROVERSI / T. OGGIONI	Scuderia Bologna Squadra Corse	Alfa Romeo 1750 GTAm	TC19		3		
38 63 B. LABER / L. STOJETZ	Formula GT	Alfa Romeo 1750 GTAm	TC19		3		
39 64 H. LUGINB HL / F. LUGINB HL		Alfa Romeo 1750 GTAm	TC19		3		
40 65 A. ROSS / H. ROSS	Raceworks Motorsports	Alfa Romeo 1750 Spider Veloce	GTS16		3		
41 66 A. FRANCESCHETTI / C. FRANCESCHETTI		Porsche 911 ST	GTS21				
42 67 M. MCGARRY / A. DUCLOS		Porsche 911 S	GTS21		3		
43 68 M. HUMPHREYS / D. O'HANLON	F&F Racing	Chevrolet Camaro	TA/O		1		
44 69 H. DE SADELEER / P. GRUBER		BMW 2002 TI	TC19		2		

Fastest Lap: Lap 0

Published at: .....

Track Status: **WET**

<b>Race Director:</b> Antonio CANU	<b>Timekeeper:</b> Andrea Rapi
---------------------------------------	-----------------------------------



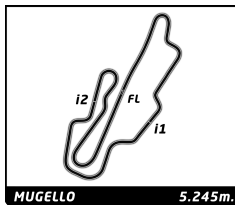
# Modena 100 ore

## Mugello 10.10.2024

### Free Practice - Heat 2

### Best Sector Times

Sector 1		Sector 2		Sector 3		No Team	Class	Ideal Lap	Best Lap	
No Driver	Time	No Driver	Time	No Driver	Time					
1	39 P.MARZATICO	53.006	40 D.GUAGLIARDO	51.929	40 D.GUAGLIARDO	53.835	1	40 RO Racing	GTS27	2:39.053
2	40 D.GUAGLIARDO	53.289	39 P.MARZATICO	52.072	39 P.MARZATICO	54.547	2	39 Scuderia Mirabella Mille Miglia	GTS27	2:39.625
3	43 G.AUDI	54.578	43 G.AUDI	52.857	51 B.GILL	56.603	3	43	GTS27	2:45.822
4	26 P.BRUEHWILER	56.555	53 K.JONES	54.317	26 P.BRUEHWILER	56.846	4	26	GTS37	2:49.829
5	53 K.JONES	57.509	48 P.KADOORIE	54.432	34 S.JOCHER	57.958	5	53 GTO Engineering	TC24	2:51.172
6	50 D.TOMLIN	58.021	50 D.TOMLIN	55.568	43 G.AUDI	58.387	6	50 Raceworks Motorsports	TC24	2:55.062
7	31 K.ROSENBERGER	58.949	51 B.GILL	56.031	63 B.LABER	58.761	7	34 Jocher Racing	GTS36	2:55.420
8	36 G.JANSSENS	59.301	36 G.JANSSENS	56.369	35 F.LIBERATORE	58.786	8	31 Rosenberger Classics	GTS37	2:56.749
9	63 B.LABER	59.313	26 P.BRUEHWILER	56.428	48 P.KADOORIE	58.853	9	63 Formula GT	TC19	2:57.067
10	34 S.JOCHER	59.396	29 J.CROSSLAND	56.691	52 I.DALGLISH	59.276	10	36 Trafiraod Rallyteam	GTS27	2:57.489
11	58 M.KAMATA	1:00.881	55 M.JOHN OF B	56.707	53 K.JONES	59.346	11	58 OKP Alfa Delta Racing Team	TC19	3:01.627
12	69 H.DE SADELEER	1:02.396	42 T.KURTH	57.368	31 K.ROSENBERGER	1:00.042	12	42 Scuderia Carolus Magnus	GTS32	3:03.294
13	33 N.MCMAHON	1:03.083	31 K.ROSENBERGER	57.758	54 B.WATTS	1:00.225	13	69	TC19	3:03.358
14	42 T.KURTH	1:03.777	59 J.VON MUSCHWITZ	57.864	55 M.JOHN OF B	1:00.568	14	32	GTS37	3:08.712
15	45 T.MAHMOUD	1:03.891	58 M.KAMATA	57.958	46 L.ZAMPAGLIONE	1:00.959	15	38 Scuderia Nuvolari	GTS27	3:08.898
16	38 A.ZOLI	1:04.304	34 S.JOCHER	58.066	37 J.YATES	1:01.434	16	33	GTS36	3:08.969
17	32 R.BRUNORI	1:05.268	69 H.DE SADELEER	58.276	50 D.TOMLIN	1:01.473	17	45 Historika	GTS26	3:11.939



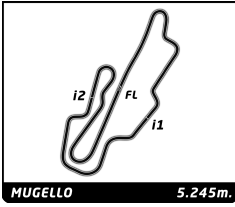
# Modena 100 ore

## Mugello 10.10.2024

### Free Practice - Heat 2

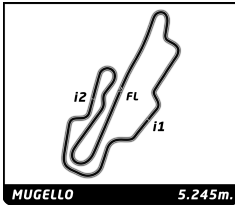
#### Best Top Speed

Team	Car	Class	Top Speed Driver	Top 1		Top 2		Top 3		Top 4		Top 5		Avg
				Kph	Lap	Kph	Lap	Kph	Lap	Kph	Lap	Kph	Lap	
40 RO Racing	Porsche 911 Carrera 3.0 RSR	GTS27	D. GUAGLIARDO	221.4	2	141.0	3	113.8	1					158,7
48	Lancia Stratos HF Gr. 4	GTS26	P. KADOORIE	217.0	2	89.9	1							153,5
39 Scuderia Mirabella Mille Miglia	Porsche 911 Carrera 3.0 RSR	GTS27	P. MARZATICO	215.7	2	108.4	1	99.0	3					141,0
53 GTO Engineering	Ford Escort RS 1600	TC24	K. JONES	205.5	2	126.1	1							165,8
31 Rosenberger Classics	Porsche 911 SC	GTS37	K. ROSENBERGER	190.1	2	110.5	3	90.2	1					130,3
27 Retro Rally Group	Ferrari 308 GTB Michelotto	GTS37	D. ATCHERLEY	175.9	2	88.8	1							132,4
69	BMW 2002 TI	TC19	H. DE	173.1	2	105.0	1							139,1
63 Formula GT	Alfa Romeo 1750 GTAm	TC19	B. LABER	168.8	2	123.8	3	80.2	1					124,3
50 Raceworks Motorsports	Ford Zakspeed Escort MK2	TC24	D. TOMLIN	166.2	2	113.8	3	112.2	1					130,7
51 GTO Engineering	Ford Escort RS 1600	TC24	B. GILL	166.2	2	69.9	1							118,1
34 Jocher Racing	Opel Ascona 400 Conrero	GTS36	S. JOCHER	165.0	2	111.6	3	91.7	1					122,8
36 Trafiraod Rallyteam	Porsche 911 Carrera RS	GTS27	G. JANSSENS	159.4	2	99.8	3	90.1	1					116,4
43	Porsche 911 Carrera 3.0 RSR	GTS27	G. AUDI	159.4	2	102.1	3	88.3	1					116,6
33	Ford MkII Escort RS 1800	GTS36	N. MCMAHON	158.3	2	92.1	3	80.2	1					110,2
46 Scuderia Mirabella Mille Miglia	Porsche 930 Turbo	GR.5	L. ZAMPAGLIONE	151.2	2	110.2	1							130,7
42 Scuderia Carolus Magnus	Porsche 911 SC	GTS32	T. KURTH	146.1	2	100.5	3	85.9	1					110,8
62 Scuderia Bologna Squadra Corse	Alfa Romeo 1750 GTAm	TC19	S. ROVERSI	145.2	2	107.4	3	84.5	1					112,4
58 OKP Alfa Delta Racing Team	Alfa Romeo 1750 GTAm	TC19	M. KAMATA	143.8	2	93.0	3	81.9	1					106,2
44 Pinetti Motorsport	Porsche 911 S	GTS26	J. SCHREIBER	140.3	2	91.8	1							116,1
38 Scuderia Nuvolari	Porsche 911 Carrera RSR	GTS27	A. ZOLI	139.4	2	104.2	3	78.9	1					107,5
52 GTO Engineering	Ford Escort RS 1600	TC24	I. DALGLISH	134.6	2	92.0	1							113,3
28	Ferrari 308 GTB Michelotto	GTS37	J. OLIVEIRA	131.1	2	93.7	3	92.2	1					105,7
35 Scuderia del Grifone	Alfa Romeo Alfetta GT 6 2500	TC34	F. LIBERATORE	131.1	2	98.6	3	59.0	1					96,2
45 Historika	Porsche 911 ST	GTS26	T. MAHMOUD	130.7	2	89.4	3	87.9	1					102,7
37 RYR team	Porsche 911 Carrera RSR	GTS27	J. YATES	126.7	2	96.6	3	88.6	1					104,0
61 Pastorelli Classics	Alfa Romeo 1750 GTAm	TC19	J. JELGERHUIS SWILDENS	126.4	2	87.6	1							107,0
55 John of B	Ferrari 512M	TSRC18	M. JOHN OF B	124.8	2	113.6	3	99.3	1					112,6
64	Alfa Romeo 1750 GTAm	TC19	H. LUGINB HL	122.8	2	108.9	3	88.2	1					106,6
65 Raceworks Motorsports	Alfa Romeo 1750 Spider Veloce	GTS16	A. ROSS	120.8	2	100.3	1	95.6	3					105,6
67	Porsche 911 S	GTS21	M. MCGARRY	117.9	2	95.0	3	92.1	1					101,7
49 OKP Alfa Delta Racing Team	Fiat 124 CSA	GTS26	C. ONDRAK	115.5	2	99.1	3	86.2	1					100,3
29 GTO Engineering	Ferrari 308 GTB	GTS42	J. CROSSLAND	111.7	2	94.5	3	85.0	1					97,1
32	Porsche 911 SC	GTS37	R. BRUNORI	108.9	2	104.5	3	81.7	1					98,4
54 GTO Engineering	Vauxhall Fireza Magnum 2300	TC24	B. WATTS	104.1	2	92.6	1							98,4
59 OKP Alfa Delta Racing Team	Alfa Romeo 1750 GTAm	TC19	J. VON MUSCHWITZ	102.5	2	94.5	3	84.1	1					93,7
56 Classic Evenements	Ford GT40	TSRC51	P. VANDROMME	95.5	2	62.7	1							79,1
57 Bemani	Shelby Cobra 427 S/C	TSRC51	T. KERN	90.0	1									90,0
26	Ferrari 308 GTB Michelotto	GTS37	P. BRUEHWILER	89.7	1									89,7
68 F&F Racing	Chevrolet Camaro	TA/O	M. HUMPHREYS	89.5	1									89,5
30	Ferrari 308 GTB	GTS37	G. VERHOFSTADT	85.0	1	59.0	2							72,0
60	Alfa Romeo 1750 GTAm	TC19	B. ALLEMANN	82.6	1									82,6
25 CMR	Ferrari 308 GTB Michelotto	GTS37W												
47 Bacchelli & Villa	Lancia Beta 1800 Coup	GTS26												
66	Porsche 911 ST	GTS21												



## Fastest Lap Sequence

Elapsed	No Team	Car	Class	Driver	Time	Kph	Lap
---------	---------	-----	-------	--------	------	-----	-----

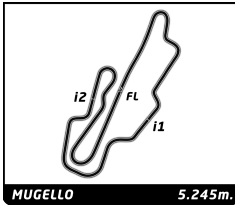


# Modena 100 ore Mugello 10.10.2024 Free Practice - Heat 2

## Sector Analysis

— Invalidated Lap   ■ Personal Best   ■ Session Best   B Crossing the pit lane

Lap	Time	Sector 1	Sector 2	Sector 3	T.Sp	Elapsed	Lap	Time	Sector 1	Sector 2	Sector 3	T.Sp	Elapsed		
<b>26</b>	1. Philipp BRUEHWILER 2. Simone BRUEHWILER Ferrari 308 GTB Michelotto GTS37						3:41.637 1:48.363 <b>56.428</b> <b>56.846</b> 89.7 3:41.637	<b>34</b>	Jocher Racing 1. Stephan JOCHER 2. Matthias JOCHER Opel Ascona 400 Conrero GTS36						3:51.607 7:01.573 B 7:18.773 1:45.877 <b>59.396</b> 5:22.749 <b>58.066</b> <b>57.958</b> 1:01.755 1:03.975 165.0 111.6 91.7 10:53.180 18:11.953
	1	3:41.637	1:48.363	<b>56.428</b>	<b>56.846</b>	89.7			3:41.637						
	2	7:01.573 B		<b>59.396</b>	1:10.133	4:52.044			165.0	10:53.180					
	3	7:18.773	5:22.749	<b>58.066</b>	<b>57.958</b>	111.6			18:11.953						
<b>27</b>	Retro Rally Group 1. David ATCHERLEY 2. Richard POOLE Ferrari 308 GTB Michelotto GTS37						4:10.675 1:58.520 <b>1:05.929</b> 1:06.226 88.8 4:10.675 14:55.756 B 1:02.547 ... <b>1:05.922</b> 175.9 19:06.431	<b>35</b>	Scuderia del Grifone 1. Francesco LIBERATORE 2. Marianna AMBROGI Alfa Romeo Alfetta GT 6 2500 TC34						4:30.689 3:59.708 B 9:35.467 2:26.901 1:15.464 7:38.054 <b>58.627</b> <b>58.786</b> 59.0 131.1 98.6 4:30.689 8:30.397 18:05.864
	1	4:10.675	1:58.520	<b>1:05.929</b>	1:06.226	88.8			4:10.675						
	2	14:55.756 B	1:02.547	...	<b>1:05.922</b>	175.9			19:06.431						
	3	9:35.467	7:38.054	<b>58.627</b>	<b>58.786</b>	98.6			18:05.864						
<b>28</b>	1. Jos OLIVEIRA 2. Valter ROSARIO Ferrari 308 GTB Michelotto GTS37						4:34.939 1:57.911 1:14.180 1:22.848 92.2 4:34.939 4:35.561 B 1:23.447 131.1 9:10.500 9:20.969 6:56.288 <b>1:10.637</b> <b>1:14.044</b> 93.7 18:31.469	<b>36</b>	Trafirad Rallyteam 1. Glenn JANSSENS 2. Conrad JANSSENS Porsche 911 Carrera RS GTS27						3:50.861 11:28.860 B 3:16.980 1:44.913 <b>59.301</b> 1:09.797 <b>56.369</b> <b>1:01.819</b> 90.1 159.4 99.8 3:50.861 15:19.721 18:36.701
	1	4:34.939	1:57.911	1:14.180	1:22.848	92.2			4:34.939						
	2	4:35.561 B	1:23.447			131.1			9:10.500						
	3	9:20.969	6:56.288	<b>1:10.637</b>	<b>1:14.044</b>	93.7			18:31.469						
<b>29</b>	GTO Engineering 1. James CROSSLAND 2. Loic DITCHBURN Ferrari 308 GTB GTS42						5:02.348 2:57.180 <b>56.691</b> 1:08.477 85.0 5:02.348 10:34.473 B 1:14.043 111.7 15:36.821 3:32.087 1:23.495 1:05.647 <b>1:02.945</b> 94.5 19:08.908	<b>37</b>	RYR team 1. John YATES 2. Alexander LEE Porsche 911 Carrera RSR GTS27						4:29.482 6:40.742 B 7:15.995 2:09.705 1:20.276 5:16.086 <b>58.475</b> <b>1:01.434</b> 88.6 126.7 96.6 4:29.482 11:10.224 18:26.219
	1	5:02.348	2:57.180	<b>56.691</b>	1:08.477	85.0			5:02.348						
	2	10:34.473 B	1:14.043			111.7			15:36.821						
	3	3:32.087	1:23.495	1:05.647	<b>1:02.945</b>	94.5			19:08.908						
<b>30</b>	1. Guy VERHOFSTADT 2. Laurent DE MEEUS Ferrari 308 GTB GTS37						5:07.882 2:27.419 <b>1:18.151</b> 1:22.312 85.0 5:07.882 14:57.257 B 1:35.390 ... <b>1:20.967</b> 59.0 20:05.139	<b>38</b>	Scuderia Nuvolari 1. Alberto ZOLI 2. Giancarlo ROSSINI Porsche 911 Carrera RSR GTS27						3:49.171 7:15.312 B 7:26.380 1:40.479 <b>1:04.304</b> 1:10.226 <b>1:00.133</b> <b>1:04.461</b> 78.9 139.4 104.2 3:49.171 11:04.483 18:30.863
	1	5:07.882	2:27.419	<b>1:18.151</b>	1:22.312	85.0			5:07.882						
	2	14:57.257 B	1:35.390	...	<b>1:20.967</b>	59.0			20:05.139						
	3	7:26.380	5:21.786	<b>1:00.133</b>	<b>1:04.461</b>	104.2			18:30.863						
<b>31</b>	Rosenberger Classics 1. Kris ROSENBERGER 2. Nicola BLEICHER Porsche 911 SC GTS37						3:35.543 1:36.780 58.294 1:00.469 90.2 3:35.543 7:31.444 B <b>58.949</b> 59.462 5:33.033 190.1 11:06.987 7:15.915 5:18.115 <b>57.758</b> <b>1:00.042</b> 110.5 18:22.902	<b>39</b>	Scuderia Mirabella Mille Miglia 1. Paolo MARZATICO 2. Federico FERRARI Porsche 911 Carrera 3.0 RSR GTS27						2:47.121 12:54.260 B 3:33.082 1:00.502 <b>52.072</b> 53.907 54.547 108.4 215.7 99.0 2:47.121 15:41.381 19:14.463
	1	3:35.543	1:36.780	58.294	1:00.469	90.2			3:35.543						
	2	7:31.444 B	<b>58.949</b>	59.462	5:33.033	190.1			11:06.987						
	3	7:15.915	5:18.115	<b>57.758</b>	<b>1:00.042</b>	110.5			18:22.902						
<b>32</b>	1. Ruggero BRUNORI 2. Marco TORLASCO Porsche 911 SC GTS37						3:51.177 1:42.878 1:01.349 1:06.950 81.7 3:51.177 7:05.620 B <b>1:05.268</b> 1:14.375 4:45.977 108.9 10:56.797 7:28.652 5:25.208 <b>59.734</b> <b>1:03.710</b> 104.5 18:25.449	<b>40</b>	RO Racing 1. Domenico GUAGLIARDO 2. Giovanni CAMPEIS Porsche 911 Carrera 3.0 RSR GTS27						2:47.383 10:45.951 B 4:02.119 1:01.053 <b>53.289</b> 51.929 54.203 113.8 221.4 141.0 2:47.383 13:33.334 17:35.453
	1	3:51.177	1:42.878	1:01.349	1:06.950	81.7			3:51.177						
	2	7:05.620 B	<b>1:05.268</b>	1:14.375	4:45.977	108.9			10:56.797						
	3	7:28.652	5:25.208	<b>59.734</b>	<b>1:03.710</b>	104.5			18:25.449						
<b>33</b>	1. Neil MCMAHON 2. Dale REES HEATLEY Ford MkII Escort RS 1800 GTS36						3:46.492 1:35.891 1:04.278 <b>1:06.323</b> 80.2 3:46.492 7:33.958 B <b>1:03.083</b> 1:08.585 5:22.290 158.3 11:20.450 7:22.492 5:15.968 <b>59.563</b> 1:06.961 92.1 18:42.942	<b>42</b>	Scuderia Carolus Magnus 1. Tom KURTH 2. Sandra MEIER Porsche 911 SC GTS32						3:51.209 11:32.495 B <b>1:03.777</b> 1:43.674 1:02.271 1:05.264 85.9 146.1 3:51.209 15:23.704
	1	3:46.492	1:35.891	1:04.278	<b>1:06.323</b>	80.2			3:46.492						
	2	7:33.958 B	<b>1:03.083</b>	1:08.585	5:22.290	158.3			11:20.450						
	3	7:22.492	5:15.968	<b>59.563</b>	1:06.961	92.1			18:42.942						

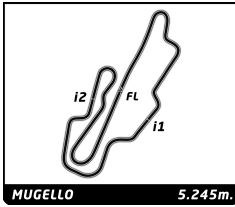


# Modena 100 ore Mugello 10.10.2024 Free Practice - Heat 2

## Sector Analysis

— Invalidated Lap   ■ Personal Best   ■ Session Best   ■ Crossing the pit lane

Lap	Time	Sector 1	Sector 2	Sector 3	T.Sp	Elapsed	Lap	Time	Sector 1	Sector 2	Sector 3	T.Sp	Elapsed	
3	3:18.522	1:19.005	<b>57.368</b>	<b>1:02.149</b>	100.5	18:42.226								
<b>43</b>	1. Gregoire AUDI 2. Cyril DE BUSTROS Porsche 911 Carrera 3.0 RSR GTS27							<b>52</b>	GTO Engineering 1. Ian DALGLISH 2. Gordon MCCULLOCH Ford Escort RS 1600 TC24					
1	3:46.773	1:51.387	55.576	59.810	88.3	3:46.773	1	4:31.859	2:29.659	<b>1:00.936</b>	1:01.264	92.0	4:31.859	
2	7:14.997 <b>B</b>	<b>54.578</b>	1:01.235	5:19.184	159.4	11:01.770	2	13:32.884	1:18.935	...	<b>59.276</b>	134.6	18:04.743	
3	7:09.371	5:18.127	<b>52.857</b>	<b>58.387</b>	102.1	18:11.141								
<b>44</b>	Pinetti Motorsport 1. Judd SCHREIBER 2. Alberto SCILLA Porsche 911 S GTS26							<b>53</b>	GTO Engineering 1. Kevin JONES 2. Lee Kevin JONES Ford Escort RS 1600 TC24					
1	4:38.457	2:31.894	<b>1:01.574</b>	<b>1:04.989</b>	91.8	4:38.457	1	3:09.485	1:15.450	54.689	<b>59.346</b>	126.1	3:09.485	
2	14:31.062	1:21.262	...	1:06.814	140.3	19:09.519	2	15:49.492	<b>57.509</b>	<b>54.317</b>	...	205.5	18:58.977	
<b>45</b>	Historika 1. Tarek MAHMOUD 2. Galal MAHMOUD Porsche 911 ST GTS26							<b>54</b>	GTO Engineering 1. Brian WATTS 2. Michael HEWSON Vauxhall Firenze Magnum 2300 TC24					
1	3:43.346	1:31.160	1:06.050	1:06.136	87.9	3:43.346	1	4:28.407	2:09.013	<b>1:08.183</b>	1:11.211	92.6	4:28.407	
2	7:30.271 <b>B</b>	<b>1:03.891</b>	1:07.868	5:18.512	130.7	11:13.617	2	13:40.277 <b>B</b>	1:23.529	...	<b>1:00.225</b>	104.1	18:08.684	
3	7:26.541	5:18.493	<b>1:02.167</b>	<b>1:05.881</b>	89.4	18:40.158								
<b>46</b>	Scuderia Mirabella Mille Miglia 1. Luigi ZAMPAGLIONE 2. Soffritti MASSIMO Porsche 930 Turbo GR.5							<b>55</b>	John of B 1. Mister JOHN OF B 2. SIBEL Ferrari 512M TSRC18					
1	4:50.132	2:43.368	<b>1:02.676</b>	1:04.088	110.2	4:50.132	1	4:39.104	2:41.829	<b>56.707</b>	<b>1:00.568</b>	99.3	4:39.104	
2	14:09.173 <b>B</b>	1:15.837	...	<b>1:00.959</b>	151.2	18:59.305	2	11:06.924 <b>B</b>	1:21.620	...	...	124.8	15:46.028	
							3	3:19.064	1:17.652	58.976	1:02.436	113.6	19:05.092	
<b>48</b>	1. Philip KADOORIE 2. Daniel WELLS Lancia Stratos HF Gr. 4 GTS26							<b>56</b>	Classic Evenements 1. Philippe VANDROMME 2. Fr d ric VIVIER Ford GT40 TSRC51					
1	4:21.709	2:28.424	<b>54.432</b>	<b>58.853</b>	89.9	4:21.709	1	15:28.666 <b>B</b>	4:11.263	1:10.464	...	62.7	15:28.666	
2	14:55.814 <b>B</b>	...	3:40.035	59.914	217.0	19:17.523	2	3:48.527	1:27.273	<b>1:09.393</b>	<b>1:11.861</b>	95.5	19:17.193	
<b>49</b>	OKP Alfa Delta Racing Team 1. Christian ONDRAK 2. Massimo BORTOLAMI Fiat 124 CSA GTS26							<b>57</b>	Bemani 1. Thomas KERN 2. Gian Pietro PIETRO ROSSI Shelby Cobra 427 S/C TSRC51					
1	3:17.620 <b>B</b>	2:08.226	...	...	86.2	3:17.620	1	4:25.047	1:43.705	<b>1:20.419</b>	<b>1:20.923</b>	90.0	4:25.047	
2	12:08.220 <b>B</b>	1:15.425	1:08.745	9:44.050	115.5	15:25.840								
3	3:41.754	1:24.868	<b>1:06.910</b>	<b>1:09.976</b>	99.1	19:07.594								
<b>50</b>	Raceworks Motorsports 1. David TOMLIN 2. Hilary TOMLIN Ford Zakspeed Escort MK2 TC24							<b>58</b>	OKP Alfa Delta Racing Team 1. Matteo KAMATA 2. Claudio ENZ Alfa Romeo 1750 GTAm TC19					
1	3:05.926	1:07.119	56.894	1:01.913	112.2	3:05.926	1	3:36.252	1:35.360	<b>57.958</b>	1:02.934	81.9	3:36.252	
2	5:18.682 <b>B</b>	<b>58.021</b>	<b>55.568</b>	3:25.093	166.2	8:24.608	2	11:57.655 <b>B</b>	<b>1:00.881</b>	1:00.680	9:56.094	143.8	15:33.907	
3	9:38.202	7:39.977	56.752	<b>1:01.473</b>	113.8	18:02.810	3	3:17.511	1:16.129	58.594	<b>1:02.788</b>	93.0	18:51.418	
<b>51</b>	GTO Engineering 1. Ben GILL 2. Dave DIDCOCK Ford Escort RS 1600 TC24							<b>59</b>	OKP Alfa Delta Racing Team 1. Joachim VON MUSCHWITZ 2. Doris VON MUSCHWITZ Alfa Romeo 1750 GTAm TC19					
1	4:15.579	2:21.888	<b>56.031</b>	57.660	69.9	4:15.579	1	4:54.721	2:39.802	1:05.788	1:09.131	84.1	4:54.721	
2	13:42.201 <b>B</b>	58.940	...	<b>56.603</b>	166.2	17:57.780	2	6:30.648 <b>B</b>	1:14.770	...	...	102.5	11:25.369	
							3	7:19.403	5:15.666	<b>57.864</b>	<b>1:05.873</b>	94.5	18:44.772	
<b>60</b>	1. Benno ALLEMANN 2. Ursula ALLEMANN Alfa Romeo 1750 GTAm TC19							<b>60</b>	1. Benno ALLEMANN 2. Ursula ALLEMANN Alfa Romeo 1750 GTAm TC19					

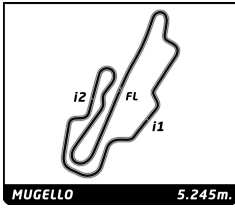


# Modena 100 ore Mugello 10.10.2024 Free Practice - Heat 2

## Sector Analysis

— Invalidated Lap    ■ Personal Best    ■ Session Best    B Crossing the pit lane

Lap	Time	Sector 1	Sector 2	Sector 3	T.Spd	Elapsed	Lap	Time	Sector 1	Sector 2	Sector 3	T.Spd	Elapsed
1	4:24.955	2:00.585	<b>1:12.570</b>	<b>1:11.800</b>	82.6	4:24.955							
<b>61</b>	<b>Pastorelli Classics</b> Alfa Romeo 1750 GTAm 1.Joulke JELGERHUIS SWILI TC19 2.Sander JELGERHUIS SWILI												
1	4:27.708	2:09.541	<b>1:08.635</b>	<b>1:09.532</b>	87.6	4:27.708							
2	14:40.772 B	1:20.768	...	1:09.974	126.4	19:08.480							
<b>62</b>	<b>Scuderia Bologna Squadra Corse</b> Alfa Romeo 1750 GTAm 1.Stefano ROVERSI TC19 2.Tommaso OGGIONI												
1	4:38.045	2:28.427	1:02.008	1:07.610	84.5	4:38.045							
2	3:04.680 B	1:17.512			145.2	7:42.725							
3	10:21.732	8:15.795	<b>59.234</b>	<b>1:06.703</b>	107.4	18:04.457							
<b>63</b>	<b>Formula GT</b> Alfa Romeo 1750 GTAm 1.Bernhard LABER TC19 2.Lukas STOJETZ												
1	3:36.214	1:35.956	1:01.497	<b>58.761</b>	80.2	3:36.214							
2	5:13.438 B	<b>59.313</b>	59.451	3:14.674	168.8	8:49.652							
3	9:21.074	7:21.068	<b>58.993</b>	1:01.013	123.8	18:10.726							
<b>64</b>	<b>Alfa Romeo 1750 GTAm</b> 1.Hans LUGINB HL TC19 2.Fabienne LUGINB HL												
1	4:26.046	2:01.799	1:12.436	1:11.811	88.2	4:26.046							
2	6:28.703 B	1:21.743			122.8	10:54.749							
3	7:35.380	5:25.341	<b>1:01.220</b>	<b>1:08.819</b>	108.9	18:30.129							
<b>65</b>	<b>Raceworks Motorsports</b> Alfa Romeo 1750 Spider Veloce 1.Antony ROSS GTS16 2.Harriet ROSS												
1	4:45.948	2:19.686	<b>1:11.169</b>	1:15.093	100.3	4:45.948							
2	10:56.844 B	1:21.454			120.8	15:42.792							
3	4:08.826	1:42.658	1:13.020	<b>1:13.148</b>	95.6	19:51.618							
<b>67</b>	<b>Porsche 911 S</b> 1.Mac MCGARRY GTS21 2.Antoine DUCLOS												
1	4:37.277	2:16.311	<b>1:06.602</b>	1:14.364	92.1	4:37.277							
2	10:54.748 B	1:24.542			117.9	15:32.025							
3	3:47.489	1:25.227	1:09.011	<b>1:13.251</b>	95.0	19:19.514							
<b>68</b>	<b>F&amp;F Racing</b> Chevrolet Camaro 1.Michael HUMPHREYS TA/O 2.Danny O'HANLON												
1	4:43.428	1:56.555	<b>1:19.473</b>	<b>1:27.400</b>	89.5	4:43.428							
<b>69</b>	<b>BMW 2002 TI</b> 1.Hugo DE SADELEER TC19 2.Pascal GRUBER												
1	3:21.254	1:20.292	<b>58.276</b>	<b>1:02.686</b>	105.0	3:21.254							
2	14:52.166 B	<b>1:02.396</b>	59.063	...	173.1	18:13.420							



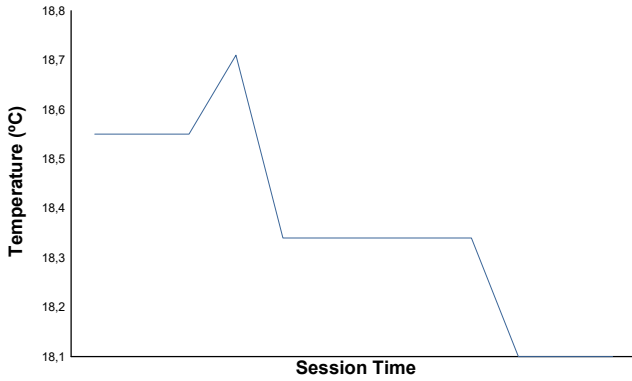
# Modena 100 ore

## Mugello 10.10.2024

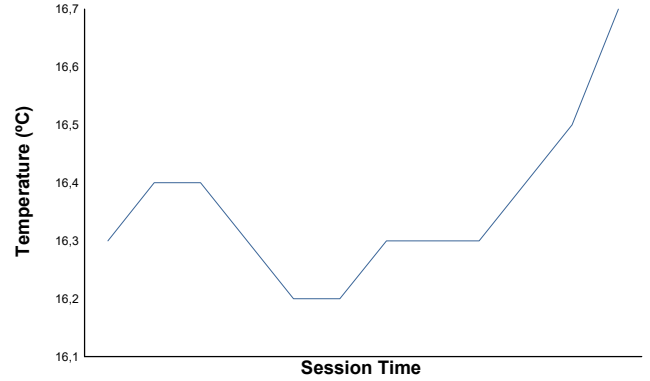
### Free Practice - Heat 2

#### Weather Report

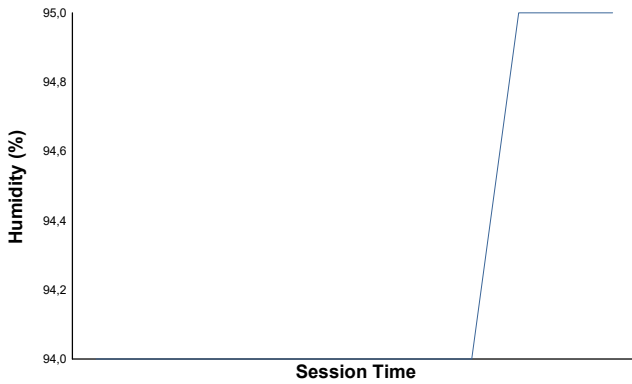
#### Air Temperature



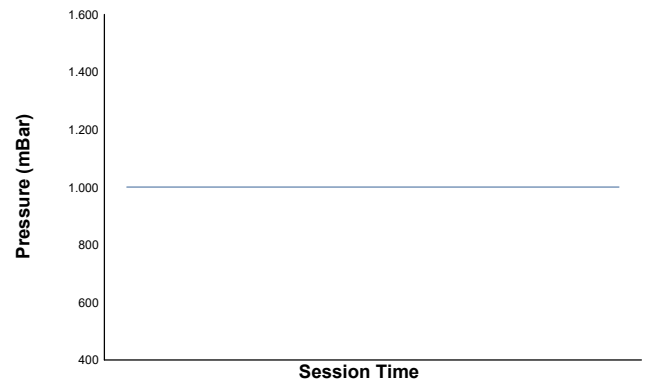
#### Track Temperature



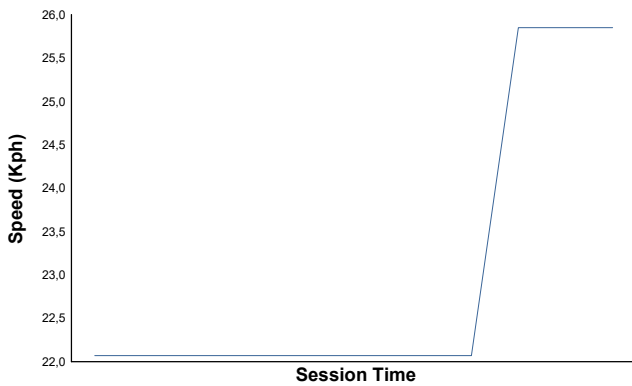
#### Humidity



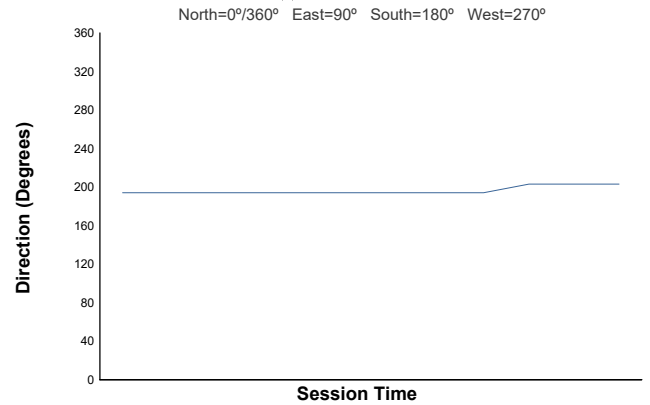
#### Pressure



#### Wind Speed



#### Wind Direction



Track Status: **WET**